



We have reviewed the accompanying statement of unaudited Financial results of **M/s JECO EXPORTS & FINANCE LTD.**, Raja Road, P.O. Sukchar, Dist.- 24 Parganas (North), Kolkata: 700 115 for the quarter ended 31st March, 2015. The Statement is the responsibility of the company's Management.

A review of the interim financial information consists principally of applying analytical procedures for financial data and making inquiries of persons responsible for financial and accounting matters. It is substantially less in scope than an audit conducted in accordance with the generally accepted auditing standards, objective of which is the expression of an opinion regarding the financial statements taken as a whole. Accordingly, we do not express such an opinion.

Based on our review conducted as above, nothing has come to our notice that causes us to believe that the accompanying statement of unaudited financial results has not disclosed the information required to be disclosed in terms of clause 41 of the listing Agreement including the manner in which it is to be disclosed, or that it contains any material mis-statement.

For KHETAWAT & CO.,
Chartered Accountants
Registration No. 313185E

(AAYUSH KHETAWAT)
Partner
M.No. 300290

Dated:

11 MAY 2015



JECO EXPORTS & FINANCE LIMITED
Regd. Office : RAJA ROAD, P.O.SUKCHAR, DIST.24 PARAGANAS (NORTH), KOLKATA-700115
UNAUDITED FINANCIAL RESULTS (PROVISIONAL) FOR THE QUARTER ENDED 31ST MARCH,2015
CIN NO: L51109WB1982PLC035005

Annexure-I

PART I Statement of Standalone Unaudited Results for the Quarter ended 31st March 2015							(₹ in Lakhs)
Particulars	3 months ended (31/03/2015)	Preceding 3 months ended (30/12/2014)	Corresponding 3 months ended (31/03/2014)	Year to date figures for current period ended (31/03/2015)	Year to date figures for the previous year ended (31/03/2014)	Previous year ended (31/03/2014)	
(Refer Notes Below)	(Unaudited/ (Audited)	(Unaudited/ (Audited)	(Unaudited/ (Audited)	(Unaudited/ (Audited)	(Unaudited/ (Audited)	(Audited)	
1 Income from Operations							
(a) Net Sales/Income from Operations (Net of excise duty)	2.62	2.40	3.01	11.07	11.49	31.85	
(b) Other Operating Income	-	-	-	-	-	1.92	
Total Income from Operations (net)	2.62	2.40	3.01	11.07	11.49	33.77	
2 Expenses							
(a) Cost of materials consumed	-	-	-	-	-	-	
(b) Purchases of Stock-in-trade	1.80	1.41	2.02	6.16	6.73	6.73	
(c) Changes in inventories of finished goods Work-in-progress and stock-in-trade	(0.16)	0.17	(0.28)	0.37	(0.18)	(0.18)	
(d) Employee benefits expense	-	-	-	-	-	0.17	
(e) Depreciation and amortisation expense	0.09	0.09	0.10	0.38	0.43	0.43	
(f) Other expenses (Any item exceeding 10% of the total expenses relating to continuing operations to be shown separately)	0.68	0.52	0.93	2.57	3.48	3.30	
Diminution of Investment	-	-	-	-	-	-	
Total expenses	2.40	2.19	2.77	9.48	10.46	10.45	
3 Profit/(Loss) from operations before other income, finance costs and exceptional items (1-2)	0.22	0.21	0.24	1.59	1.03	23.32	
4 Other Income	Nil	Nil	Nil	Nil	Nil	Nil	
5 Profit/ (Loss) from ordinary activities before finance costs and exceptional items (3+4)	0.22	0.21	0.24	1.59	1.03	23.32	
6 Finance Costs	Nil	Nil	Nil	Nil	Nil	Nil	
7 Profit / (Loss) from ordinary activities after finance costs but before exceptional items (5 + 6)	0.22	0.21	0.24	1.59	1.03	23.32	
8 Exceptional Items	Nil	Nil	Nil	Nil	Nil	(0.03)	
9 Profit / (Loss) from ordinary activities before tax (7 + 8)	0.22	0.21	0.24	1.59	1.03	23.29	
10 Tax expense	-	-	-	-	-	0.18	
11 Net Profit / (Loss) from ordinary activities after tax (9 + 10)	0.22	0.21	0.24	1.59	1.03	23.47	
12 Extraordinary items (net of tax expense ₹ Lakhs)	Nil	Nil	Nil	Nil	Nil	Nil	
13 Net Profit / (Loss) for the period (11 + 12)	0.22	0.21	0.24	1.59	1.03	23.47	
14 Share of Profit / (Loss) of associates*	Nil	Nil	Nil	Nil	Nil	Nil	
15 Minority interest*	Nil	Nil	Nil	Nil	Nil	Nil	
16 Net Profit / (Loss) after taxes, minority interest and share of Profit / (Loss) of associates (13 + 14 + 15)	0.22	0.21	0.24	1.59	1.03	23.47	
17 Paid-up equity shares capital (Face Value of ₹ 10 each)	148.20	148.20	148.20	148.20	148.20	148.20	
18 Reserve excluding Revaluation Reserves as per Balance Sheet of Previous accounting year	42.65	42.65	19.07	42.65	19.07	42.55	
19 i. Earning per share (before extraordinary items)							
(a) Basic	0.02	0.01	0.02	0.11	0.07	1.58	
(b) Diluted	0.02	0.01	0.02	0.11	0.07	1.58	
19 ii. Earning Per share (after extraordinary items)							
(a) Basic	0.02	0.01	0.02	0.11	0.07	1.58	
(b) Diluted	0.02	0.01	0.02	0.11	0.07	1.58	

For and on behalf of the Board

Kolkata
Date: 11th May, 2015.

Dinesh Kumar Pandey
(Director)
DIN NO - 01676842




JECO EXPORTS & FINANCE LIMITED
 Regd. Office : RAJA ROAD, P.O.SUKCHAR, DIST.24 PARAGANAS (NORTH), KOLKATA-700115
UNAUDITED FINANCIAL RESULTS (PROVISIONAL) FOR THE QUARTER ENDED 31ST MARCH,2015
 CIN NO: L51109WB1982PLC035005

PART II						
Statement of Standalone Unaudited Results for the Quarter ended 31st March 2015						
Particulars	3 months ended (31/03/2015)	Preceding 3 months ended (30/12/2014)	Corresponding 3 months ended (31/03/2014)	Year to date figures for current period ended (31/03/2015)	Year to date figures for the previous year ended (31/03/2014)	Previous year ended (31/03/2014)
(Refer Notes Below)	(Unaudited/ Audited)	(Unaudited/ Audited)	(Unaudited/ Audited)	(Unaudited/ Audited)	(Unaudited/ Audited)	(Audited)
A PARTICULARS OF SHAREHOLDING						
1 Public Shareholding						
- Number of shares	780600	780600	780600	780600	780600	780600
- Percentage of shareholding	52.672	52.672	52.672	52.672	52.672	52.672
2 Promoters and Promoter Group Shareholding**						
a) Pledged / Encumbered						
- Number of shares	Nil	Nil	Nil	Nil	Nil	Nil
- Percentage of shares (as a % of the total shareholding of promoter and promoter group)						
- Percentage of shares (as a % of the total share capital of the company)						
b) Non-encumbered						
- Number of shares	701400	701400	701400	701400	701400	701400
- Percentage of shares (as a % of the total shareholding of promoter and promoter group)	47.33	47.33	47.33	47.33	47.33	47.33
- Percentage of shares (as a % of the total share capital of the company)	47.33	47.33	47.33	47.33	47.33	47.33

Particulars	12 months ended (31/03/2015)		
B INVESTOR COMPLAINTS			
Pending at the beginning of the quarter	Nil	Nil	Nil
Received during the quarter	Nil	Nil	Nil
Disposed of during the quarter	Nil	Nil	Nil
Remaining unresolved at the end of the quarter	Nil	Nil	Nil

Kolkata
 Date 11th May, 2015

For and on behalf of the Board


Dinesh Kumar Pant
 (Director)
 DIN NO : 01676842



5
JECO EXPORTS & FINANCE LIMITED

Regd. Office : RAJA ROAD, P.O.SUKCHAR, DIST.24 PARAGANAS (NORTH), KOLKATA-700115
UNAUDITED FINANCIAL RESULTS (PROVISIONAL) FOR THE QUARTER ENDED 31ST MARCH,2015


CIN NO: L51109WB1982PLC035005

Annexure-IX

Standalone Statement of Assets and Liabilities	As at (Current Period ended) (31/03/2015)	As at (Previous year end) (31/03/2014)
Particulars		
A EQUITY AND LIABILITIES		
1 Shareholders' funds		
(a) Share Capital	148.20	148.20
(b) Reserves and surplus	44.14	20.11
(c) Money received against share warrants	Nil	Nil
Sub-total -shareholders' funds	192.34	168.31
2 Share application money pending allotment	Nil	Nil
3 Minority interest	Nil	Nil
4 Non-current liabilities		
(a) Long Term borrowings	Nil	Nil
(b) Deferred tax liabilities (net)	Nil	Nil
(c) Other Long-term liabilities	Nil	Nil
(d) Long Term Provisions	Nil	Nil
Sub-total -Non-current liabilities	Nil	Nil
5 Current Liabilities		
(a) Short-Term borrowings	Nil	Nil
(b) Trade Payables	0.87	1.03
(c) Other current liabilities	2.31	3.25
(d) Short-Term Provisions	10.63	32.91
Sub-total -Current liabilities	13.82	37.19
TOTAL- EQUITY AND LIABILITIES	206.16	205.50
B ASSETS		
1 Non-current assets		
(a) Fixed Assets	3.16	3.53
(b) Goodwill on consolidation*	Nil	0.00
(c) Non-current investments	187.53	187.53
(d) Deferred tax assets (net)	5.42	5.23
(e) Long-term loans and advances	0.74	0.74
(f) Other non-current assets	Nil	Nil
Sub-total -Non-current Assets	196.85	197.03
2 Current Assets		
(a) Current investments		
(b) Inventories	0.42	0.80
(c) Trade receivables	Nil	0.13
(d) Cash and cash equivalents	2.70	2.68
(e) Short-term loans and advances	Nil	Nil
(f) Other current assets	6.19	4.86
Sub-total -Current Assets	9.31	8.47
TOTAL - ASSETS	206.16	205.50

For and on behalf of the Board

Kolkata
Date: 11th May, 2015


Dinesh Kumar Pandey
(Director)
DIN NO: 01676842



JECO EXPORTS & FINANCE LTD.**Segment wise Revenue, Results and Capital Employed under Clause 41 of the Listing Agreement****PART - A****Business Segment****(₹ in Lakhs)**

Particulars	Unaudited		
	COMMISSION	FINANCE CUM TRADING	TOTAL
REVENUE	-	2.62	2.62
RESULT	(0.30)	0.52	0.22
UNALLOCATED BUSINESS	-	-	-
OPERATION PROFIT	(0.30)	0.52	0.22
PROVISION FOR INCOME TAX	-	-	-
PROVISION FOR F. B. T.	-	-	0.00
NET PROFIT	(0.30)	0.52	0.22
SEGMENT ASSETS	0.51	192.30	192.82
UNALLOCATED ASSETS	-	-	13.34
TOTAL ASSETS	-	-	206.15
SEGMENT LIABILITIES	-	8.56	8.56
UNALLOCATED LIABILITIES	-	-	197.59
TOTAL LIABILITIES	-	-	206.15

PART - B**Geographic Segments****(₹ in Lakhs)**

Particulars	Unaudited		
	OVERSEAS	DOMESTIC	TOTAL
REVENUE	-	2.62	2.62
RESULT	(0.30)	0.52	0.22
UNALLOCATED BUSINESS	-	-	-
OPERATION PROFIT	(0.30)	0.52	0.22
PROVISION FOR INCOME TAX	-	-	-
PROVISION FOR F. B. T.	-	-	-
NET PROFIT	(0.30)	0.52	0.22
SEGMENT ASSETS	0.51	192.30	192.82
UNALLOCATED ASSETS	-	-	13.34
TOTAL ASSETS	-	-	206.15
SEGMENT LIABILITIES	-	8.56	8.56
UNALLOCATED LIABILITIES	-	-	197.59
TOTAL LIABILITIES	-	-	206.15

Note :


- 1) The above results were taken on record by the Board of Directors of the Company at its meeting held on 11th May, 2015
- 2) The Board of Directors has identified two segments as business segment and geographical segment of the Company.
- 3) Information on Investors complaints for the quarter (Nos) :

Opening balance -NIL, Addition - NIL, Disposals-NIL, Closing balance-NIL.

Kolkata

Date: 11th May, 2015

For and on behalf of the Board


Dinesh Kumar Pandey
(Director)

DIN NO: 01676842

