

JECO EXPORTS & FINANCE LIMITED

Registered Office, C/O Century Aluminium Mfg. Co. Ltd. Raja Road, P.O. Sukcher, 24 Parganas (North), Kolkata-700115
TEL: (91) (33) 2553 3160, 2523 2443, FAX: (91) (33) 2553 2738
E-MAIL ID: camco@camcoindia.com

CIN NO: L51109WB1982PLC035005

Date: November 12, 2016

To

The Listing Department
Metropolitan Stock Exchange of India Ltd.
Vibgyor Towers, 4th Floor
Plot No C 62, G-Block
Bandra Kurla Complex, Bandra(E)
Mumbai - 400 098
Symbol: JECOEXP

The Listing Department
The Calcutta Stock Exchange Ltd.
7, Lyons Range
B.B.D Bagh
Kolkata
West Bengal - 700 001
Scrip Code: 10020034

Respected Sir / Ma'am,

Sub: Outcome of the (4th/2016-17)th Board Meeting pursuant to Regulation 30 and Regulation 33 of the SEBI(Listing Obligations and Disclosure Requirements)Regulations, 2015.

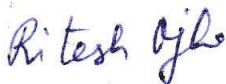
Pursuant to Regulation 30 and Regulation 33 of the SEBI(Listing Obligations and Disclosure Requirements) Regulations, 2015, the Board of Directors of the Company at their 4th meeting for the Financial Year 2016-17 held on November 12, 2016, have considered and approved Unaudited Financial Results for the half year and quarter ended September 30th, 2016. The said results along with the Limited Review Report thereon, have been enclosed herewith.

The Board Meeting commenced at 01:30 p.m. and concluded at 2:30 p.m.

This is for your reference and record.

Thanking you,

Yours faithfully
For Jeco Exports & Finance Ltd.



Ritesh Ojha
Company Secretary & Compliance Officer
ACS: 44561

Encl : As above



KHETAWAT & CO.
CHARTERED ACCOUNTANTS

We have reviewed the accompanying statement of unaudited Financial results of **M/s JECO EXPORTS & FINANCE LTD.**, Raja Road, P.O. Sukchar, Dist.- 24 Parganas (North), Kolkata: 700 115 for the period ended September, 2016. This Statement is the responsibility of the company's Management and has been approved by the Board of directors. Our responsibility is to issue a report on these financial statements based on our review.

We conducted our review in accordance with the Standard on Review Engagement (SRE) 2400, *Engagements to Review Financial Statements* issued by the Institute of Chartered Accountants of India. This standard requires that we plan and perform the review to obtain moderate assurance as to whether the financial statements are free of material misstatement. A review is limited primarily to inquiries of company personnel and analytical procedures applied to financial data and thus provides less assurance than an audit. We have not performed an audit and accordingly, we do not express an audit opinion.

Based on our review conducted as above, nothing has come to our notice that causes us to believe that the accompanying statement of unaudited financial results prepared in accordance with applicable accounting standards and other recognized accounting practices and policies has not disclosed the information required to be disclosed in terms of Regulation 33 of the SEBI (Listing Obligations and Disclosure Requirements) Regulations, 2015 including the manner in which it is to be disclosed, or that it contains any material mis-statement.

For KHETAWAT & CO.,
Chartered Accountants
Registration No. 313185E

(AAYUSH KHETAWAT)
Partner
M.No. 300290

Dated: 12 NOV 2016



JECO EXPORTS & FINANCE LIMITED
Regd. Office : RAJA ROAD, P.O.SUKCHAR, DIST.24 PARAGANAS (NORTH), KOLKATA-700115
UNAUDITED FINANCIAL RESULTS (PROVISIONAL) FOR THE QUARTER ENDED 30th Sept,2016
CIN NO: L51109WB1982PLC035005

Annexure-1

PART I Statement of Standalone Unaudited Results for the Quarter ended 30th September 2016							(' in Lakhs)
Particulars	3 months ended (30/09/2016)	Preceding 3 months ended (30/06/2016)	Corresponding 3 months ended (30/09/2015)	Year to date figures for current period ended (30/09/2016)	Year to date figures for the previous year ended (30/09/2015)	Previous year ended (31/03/2016)	
(Refer Notes Below)	(Unaudited)/ (Audited)	(Unaudited)/ (Audited)	(Unaudited)/ (Audited)	(Unaudited)/ (Audited)	(Unaudited)/ (Audited)	(Audited)	
1 Income from Operations							
(a) Net Sales/Income from Operations (Net of excise duty)	1.25	0.98	18.12	2.23	20.92	27.43	
(b) Other Operating Income	0.48	0.48	-	0.96	-	1.92	
Total Income from Operations (net)	1.73	1.46	18.12	3.19	20.92	29.35	
2 Expenses							
(a) Cost of materials consumed	-	-	-	-	-	-	
(b) Purchases of Stock-in-trade	0.70	0.35	0.99	1.05	2.49	4.55	
(c) Changes in inventories of finished goods Work-in-progress and stock-in-trade	(0.14)	0.33	0.09	0.19	0.12	0.01	
(d) Employee benefits expense	-	0.10	-	0.10	-	0.47	
(e) Depreciation and amortisation expense	0.03	0.03	0.03	0.06	0.06	0.12	
(f) Other expenses (Any item exceeding 10% of the total expenses relating to continuing operations to be shown separately)	0.64	1.19	0.69	1.83	1.84	3.56	
Diminution of Investment	-	-	-	-	-	-	
Total expenses	1.22	2.00	1.80	3.23	4.51	8.71	
3 Profit/(Loss) from operations before other income, finance costs and exceptional items (1-2)	0.50	(0.54)	16.32	(0.04)	16.40	20.64	
4 Other Income	Nil	Nil	Nil	Nil	Nil	Nil	
5 Profit/ (Loss) from ordinary activities before finance costs and exceptional items (3+4)	0.50	(0.54)	16.32	(0.04)	16.40	20.64	
6 Finance Costs	Nil	Nil	Nil	Nil	Nil	Nil	
7 Profit / (Loss) from ordinary activities after finance costs but before exceptional items (5 + 6)	0.50	(0.54)	16.32	(0.04)	16.40	20.64	
8 Exceptional Items	Nil	Nil	Nil	Nil	Nil	Nil	
9 Profit / (Loss) from ordinary activities before tax (7 + 9)	0.50	(0.54)	16.32	(0.04)	16.40	20.64	
10 Tax expense	-	0	-	-	-	0.21	
11 Net Profit (Loss) from ordinary activities after tax (9 + 10)	0.50	(0.54)	16.32	(0.04)	16.40	20.86	
12 Extraordinary items (net of tax expense Lakhs)	Nil	Nil	Nil	Nil	Nil	Nil	
13 Net Profit / (Loss) for the period (11 + 12)	0.50	(0.54)	16.32	(0.04)	16.40	20.86	
14 Share of Profit / (Loss) of associates*	Nil	Nil	Nil	Nil	Nil	Nil	
15 Minority interest*	Nil	Nil	Nil	Nil	Nil	Nil	
16 Net Profit / (Loss) after taxes, minority interest and share of Profit / (Loss) of associates (13 + 14 + 15)	0.50	(0.54)	16.32	(0.04)	16.40	20.86	
17 Paid-up equity shares capital (Face Value of ₹ 10 each)	148.20	148.20	148.20	148.20	148.20	148.20	
18 Reserve excluding Revaluation Reserves as per Balance Sheet of Previous accounting year	64.52	64.03	60.10	64.52	42.65	64.56	
19 i. Earning per share (before extraordinary items)							
(a) Basic	0.03	(0.04)	1.10	(0.00)	1.11	1.41	
(b) Diluted	0.03	(0.04)	1.10	(0.00)	1.11	1.41	
19 ii. Earning Per share (after extraordinary items)							
(a) Basic	0.03	(0.04)	1.10	(0.00)	1.11	1.41	
(b) Diluted	0.03	(0.04)	1.10	(0.00)	1.11	1.41	

For and on behalf of the Board


Dinesh Kumar Pandey

Kolkata
Date: 12th November, 2016


(Director)
DIN NO: 01676842

JECO EXPORTS & FINANCE LIMITED
 Regd. Office : RAJA ROAD, P.O.SUKCHAR, DIST.24 PARAGANAS (NORTH), KOLKATA-700115
 UNAUDITED FINANCIAL RESULTS (PROVISIONAL) FOR THE QUARTER ENDED 30th Sept,2016
 CIN NO: L51109WB1982PLC035005

PART II						
Statement of Standalone Unaudited Results for the Quarter ended 30th September 2016						
Particulars	3 months ended (30/09/2016)	Preceding 3 months ended (30/06/2016)	Corresponding 3 months ended (30/09/2015)	Year to date figures for current period ended (30/09/2016)	Year to date figures for the previous year ended (30/09/2015)	Previous year ended (31/03/2016)
(Refer Notes Below)	(Unaudited)/ (Audited)	(Unaudited)/ (Audited)	(Unaudited)/ (Audited)	(Unaudited)/ (Audited)	(Unaudited)/ (Audited)	(Audited)
A PARTICULARS OF SHAREHOLDING						
1 Public Shareholding						
- Number of shares	780600	780600	780600	780600	780600	780600
- Percentage of shareholding	52.672	52.672	52.672	52.672	52.672	52.672
2 Promoters and Promoter Group Shareholding**						
a) Pledged / Encumbered	Nil	Nil	Nil	Nil	Nil	Nil
- Number of shares						
- Percentage of shares (as a % of the total shareholding of promoter and promoter group)						
- Percentage of shares (as a % of the total share capital of the company)						
b) Non-encumbered						
- Number of shares	701400	701400	701400	701400	701400	701400
- Percentage of shares (as a % of the total shareholding of promoter and promoter group)	47.33	47.33	47.33	47.33	47.33	47.33
- Percentage of shares (as a % of the total share capital of the company)	47.33	47.33	47.33	47.33	47.33	47.33

Particulars	6 months ended (30/09/2016)		
B INVESTOR COMPLAINTS			
Pending at the beginning of the quarter	Nil	Nil	Nil
Received during the quarter	Nil	Nil	Nil
Disposed of during the quarter	Nil	Nil	Nil
Remaining unresolved at the end of the quarter	Nil	Nil	Nil

For and on behalf of the Board


Dinesh Kumar Pandey
 (Director)
 DIN NO: 01676842

Kolkata
 Date: 12th November, 2016

JECO EXPORTS & FINANCE LIMITED

Regd. Office : RAJA ROAD, P.O.SUKCHAR, DIST.24 PARAGANAS (NORTH), KOLKATA-700115
 UNAUDITED FINANCIAL RESULTS (PROVISIONAL) FOR THE QUARTER ENDED 30th Sept,2016

CIN NO: L51109WB1982PLC035005


Annexure-IX

Standalone Statement of Assets and Liabilities		As at (Current Period ended) (30/09/2016)	As at (Previous year end) (30/09/2015)
Particulars			
A	EQUITY AND LIABILITIES		
1	Shareholders' funds		
	(a) Share Capital	148.20	148.20
	(b) Reserves and surplus	64.52	60.10
	(c) Money received against share warrants	Nil	Nil
	Sub-total -shareholders' funds	212.72	208.30
2	Share application money pending allotment	Nil	Nil
3	Minority interest	Nil	Nil
4	Non-current liabilities		
	(a) Long Term borrowings	Nil	Nil
	(b) Deferred tax liabilities (net)	Nil	Nil
	(c) Other Long-term liabilities	Nil	Nil
	(d) Long Term Provisions	Nil	Nil
	Sub-total -Non-current liabilities	Nil	Nil
5	Current Liabilities		
	(a) Short-Term borrowings	Nil	Nil
	(b) Trade Payables	0.80	2.25
	(c) Other current liabilities	1.58	1.42
	(d) Short-Term Provisions	12.19	10.78
	Sub-total -Current liabilities	14.57	14.45
	TOTAL- EQUITY AND LIABILITIES	227.29	222.75
B	ASSETS		
1	Non-current assets		
	(a) Fixed Assets	2.74	2.86
	(b) Goodwill on consolidation*	Nil	0.00
	(c) Non-current investments	175.01	175.01
	(d) Deferred tax assets (net)	5.56	5.34
	(e) Long-term loans and advances	34.29	17.68
	(f) Other non-current assets	Nil	Nil
	Sub-total -Non-current Assets	217.59	200.89
2	Current Assets		
	(a) Current investments		
	(b) Inventories	0.23	0.31
	(c) Trade receivables	Nil	Nil
	(d) Sundry Debtors	2.32	0.62
	(e) Cash and cash equivalents	1.91	3.40
	(f) Short-term loans and advances	Nil	12.41
	(g) Other current assets	5.24	5.13
	Sub-total -Current Assets	9.70	21.87
	TOTAL - ASSETS	227.29	222.75

For and on behalf of the Board

Kolkata

Date: 12th November, 2016



Dinesh Kumar Pandey
 (Director)
 DIN NO: 01676842

JECO EXPORTS & FINANCE LTD.**Segment wise Revenue, Results and Capital Employed under Clause 41 of the Listing Agreement****Business Segment**

(' in Lakhs)


Particulars	Unaudited			TOTAL
	TRADING	FINANCE		
REVENUE	1.05	0.82		1.87
RESULT	0.01	0.49		0.50
UNALLOCATED BUSINESS	-	-		-
OPERATION PROFIT	0.01	0.49		0.50
PROVISION FOR INCOME TAX	-	-		-
PROVISION FOR F. B. T.	-	-		0.00
NET PROFIT	0.01	0.49		0.50
SEGMENT ASSETS	2.82	212.15		214.98
UNALLOCATED ASSETS	-	-		12.32
TOTAL ASSETS	-	-		227.29
SEGMENT LIABILITIES	1.11	8.76		9.88
UNALLOCATED LIABILITIES	-	-		217.42
TOTAL LIABILITIES	-	-		227.29

Note :

- 1) The above results were taken on record by the Board of Directors of the Company at its meeting held on 12th November , 2016
- 2) The Board of Directors has identified business segment of the Company.
- 3) Information on Investors complaints for the quarter (Nos) :

Opening balance -NIL, Addition - NIL, Disposals-NIL, Closing balance-NIL.

For and on behalf of the Board

**Dinesh Kumar Pandey**
(Director)**DIN NO: 01676842**

Kolkata

Date: 12th November, 2016